



THE LONDON SCHOOL
OF ECONOMICS AND
POLITICAL SCIENCE ■

130 EST 1895
years



Your guide to Welcome at LSE 2025

welcome.lse.ac.uk





Welcome to LSE and the 2025/26 academic year

Welcome to the London School of Economics and Political Science, and congratulations on beginning your journey here.

Since 1895, impassioned and brilliant young people have come to our School from across the globe to study and research any and all aspects of human behaviour with the goal of making the world a better place. This is, indeed, LSE's founding mission, which famously charged us to "understand the causes of things, for the betterment of society." That mission remains the beating heart of LSE, as we collectively address the challenges of the 21st century. I am so excited that you're here to help pursue its fulfilment.

This is a particularly exciting time to join. Our school was named "University of the Year 2025" and ranked as the top university in the UK by *The Times* and *The Sunday Times* Good University Guide, due to our performance in areas such as graduate prospects, student satisfaction and teaching quality. And as October marks 130 years since LSE was founded, we'll be holding a series of events and celebrations highlighting ways in which the School has made – and continues to make – an impact on society. I hope you'll join many of these, and as you do, consider how you might contribute to this remarkable legacy.

As of today, you become part of a new community: the LSE community. Here you will find enriching and challenging intellectual opportunities, form lifetime friendships and connections with your peers and teachers, try on new identities, and begin a life-long adventure. It's an adventure that thousands before you have made and thousands after you will make; as you join something that has shaped the world around you, with these fellow travellers, you will learn how to shape the world ahead.

LSE is perhaps the most global university on earth, situated in the heart of one of the world's most cosmopolitan cities. Here you will meet people from every corner of our planet, and you will encounter – and be challenged by – ideas you may have never even considered. The unique environment this endless diversity creates on our campus and in your classrooms is one of LSE's greatest strengths, fostering the kind of debate and discussion needed to deepen our understanding of causes and make us capable of bettering society. Now that you are here, I urge you to listen, but also to add your voice, change your mind, change other people's minds, learn, grow, evolve, and be part of ongoing conversations that have shaped society from its beginnings – and have fun doing it.

Preparing for Welcome

This guide will help you take advantage of everything on offer during Welcome, highlighting useful information to help you settle in, and telling you about all the services available to you, both now and throughout your studies. You can find further information on our [Welcome website](#) and on the [Student Hub app](#).

I hope you enjoy your first weeks at LSE, and that you find your entire time here stimulating and rewarding.

Best,

Larry Kramer

LSE President and Vice Chancellor





Contents

Welcome to LSE and the 2025/26 academic year!

Getting ready for Welcome ➡

Arriving at LSE ➡

Your Education ➡

Your Skills and Opportunities ➡

Your Support ➡

Living in London ➡



button brings you back
to this contents page.

This guide is produced by the LSE Student Services Centre (SSC). If you have any questions or require the guide in an alternative format, please visit lse.ac.uk/SSC and fill out an enquiry form.





Getting ready for Welcome

[What is Welcome?](#)

[Your checklist: before Welcome](#)

[Online pre-enrol as a student at LSE](#)

[Find tech support](#)

[Download our app, the Student Hub](#)

[Build your personal Welcome events timetable](#)

[Your checklist: during Welcome](#)

[Watch your Welcome Presentation](#)

[Select your courses and view
your timetable](#)

[Pay your fees and manage your finances](#)



What is Welcome?

Welcome is a programme of activities and events that will help you become **#partofLSE**. You will interact with new people, learn what to expect from your LSE education, and complete key administrative tasks.

When is Welcome?

The main Welcome period takes place on **Friday 19 September** and from **Monday 22 to Friday 26 September**.

How should I plan my time?

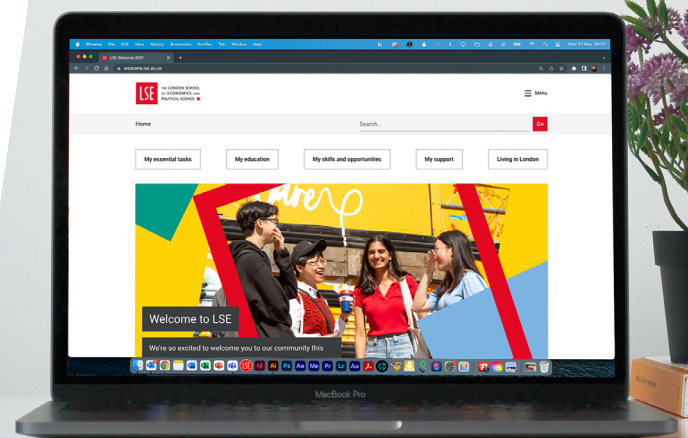
Some Welcome activities and events are compulsory, such as online pre-enrolment, campus enrolment, your Welcome Presentation, Consent.Ed sessions, and your departmental orientation events.

Most events are optional, so take time deciding what events will be of benefit to you during your time at LSE. Prioritise the events that are most relevant to your interests, whether you want information about living in London, joining clubs and societies, a head-start on developing your study skills, or a mixture of them all.

Check out the list of online events (welcome.lse.ac.uk) that we are hosting. Go to your Welcome events checklist to make a list of the events that you want to attend.

Welcome Website

You can find everything you need to help you get ready for life at LSE at welcome.lse.ac.uk. From discovering the communities you can join, to study tips and advice from students. Find out how to make the most of your time here.





Where can I go for help during Welcome?

Help Points

If you are on campus, you can always ask at one of our student-run help points! They'll be able to point you in the right direction.

The LSE Welcome Square

The LSE Welcome Square and marquee – located outside the Centre Building (CBG) – is the place to visit to experience exciting daily activities, and to meet new students from across other departments.

Student Services Centre (SSC)

If you are unable to find your answer, you can contact the Student Services Centre (SSC). Visit lse.ac.uk/SSC for opening hours, talk to us on the [SSC Live Chat](#), or fill out an [enquiry form](#). Please bear in mind that some queries will take longer than others to answer and we may not be able to give you a response immediately on [SSC Live Chat](#). We aim to respond to enquiries in three to five working days.

How to Guides

You can find a comprehensive list of Frequently Asked Questions (and answers) at lse.ac.uk/welcomeHowToGuides

 [Student Hub, LSE's app](#)

 [@LSENews](#)

 [@londonschoolofeconomics](#)

Student Services Centre (SSC)





Your checklist: before Welcome

Some of the most important things you can do to prepare for your arrival at LSE:

- ☐ **1 Complete your online pre-enrolment.** You will be asked as part of the online pre-enrolment process to provide your contact address and to activate your LSE network and email account. Visit lse.ac.uk/enrolment for more information.
- ☐ **2 Download your pre-enrolment pass on your mobile device** (students who are required to enrol via the online pre-enrolment portal, will be emailed a pre-enrolment pass at the end of online pre-enrolment) to access LSE buildings before you get your LSE card at your campus enrolment session.
- ☐ **3 Select your LSE100 theme choice.** If you are a new first year undergraduate student, you will be asked to select one of three themes to focus on [during LSE100](#) as part of your online pre-enrolment process.
- ☐ **4 Activate Eduroam WiFi when you arrive on campus.** You can then use your LSE network account to log into the Eduroam WiFi network.
- ☐ **5 Read a range of Welcome-related information** at welcome.lse.ac.uk
- ☐ **6 International students: read the guidance from the Student Advice and Engagement Team** at lse.ac.uk/studentadvice
- ☐ **7 Complete your [Consent.Ed training](#)** – this is mandatory for all new students at LSE, across all levels of study.
- ☐ **8 Keep an eye out for emails** from your new academic department and read them carefully.
- ☐ **9 [Download](#) the LSE Student Hub app** to start connecting with your department and course mates.
- ☐ **10 Complete your halls online induction.** This is compulsory if you are living in [LSE accommodation](#).
- ☐ **11 Start following [@LSEnews](#)** and your academic department on X. LSE is also on Instagram [@Londonschoolofeconomics](#)
- ☐ **12 Build your personal Welcome events timetable** and make sure to sign-up to any events you are interested in.
- ☐ **13 Check out [Prepare to Learn](#)** at LSE, the online, independent-study course for [undergraduates](#) and [postgraduates](#) to learn about what it's like to be a student at LSE.



Online pre-enrol as a student at LSE

What is online pre-enrolment?

Online pre-enrolment is one of your first compulsory activities.

The online pre-enrolment process will help to ensure that we have all the necessary and up-to-date information about you. As part of the online pre-enrolment process, you will be asked to:

- 1** Check your address, emergency contact information and the monitoring information that you provided when you applied. Update this if applicable.
- 2** Provide some additional information for the LSE Careers Team – this is to help us better understand what support we can provide for you.
- 3** Register to vote.
- 4** Confirm your acceptance of the Conditions of Registration and Enrolment.
- 5** Download a temporary pre-enrolment pass that you can use on campus when you first arrive.

Most new students will be required to online pre-enrol. If your programme requires you to online pre-enrol, you will be sent an email notification with full instructions on how to complete the process.

Once you have online pre-enrolled, you will have some access to online teaching and learning resources.

When you arrive on campus, you will be required to attend a campus enrolment session. Further information about campus enrolment can be found in the "[Arriving at LSE](#)" section of this Welcome Guide.



Find tech support

As part of your online pre-enrolment, you will need to activate your LSE network and email accounts. You will then have access to online learning resources.

How to contact LSE Tech Support:

Phone: +44 (0)20 7107 5000

Email: tech.support@lse.ac.uk

You can visit us for in person support at the Tech Centre, based on the 1st floor of the Library building. For more information visit lse.ac.uk/techsupport

Download our app, the Student Hub

The Student Hub is LSE's app, designed to help you navigate your day-to-day life at LSE. With the Student Hub, you can:

- Explore your personalised Welcome calendar
- View your timetable and upcoming deadlines
- Keep up to date with news and events from around LSE
- Book appointments with academic staff (office hours) and other services
- Find your way around with the campus map.

Download the app now to discover what the Student Hub can do!

- Download on the **App Store** (iOS)
- Get it on **Google Play** (Android)
- Use the **Student Hub web app**.



How do I sign up to the Hub?

If you've already enrolled and set up your IT account, you can sign up with your LSE username and password. Not enrolled yet? No problem. You can also sign up using the email address and password that you use for LSE For You.



Build your personal Welcome events timetable

To help you manage your time, we recommend using this list and noting down the events you are interested in attending.

Compulsory:

- ☐ **1 Find out your campus enrolment session** at lse.ac.uk/enrolment
- ☐ **2 Sign up to the Welcome presentation session** at welcome.lse.ac.uk
- ☐ **3 Identify your academic department's orientation events at welcome.lse.ac.uk.** Your department will run a mixture of online and on campus events and you should plan to attend them.

Optional:

- ☐ **4 Check out the [Welcome website](#) and the [Student Hub](#)** to browse all the Welcome events that are available and create your own events timetable.
- ☐ **5 Visit LSESU (lsesu.com)** to find out what events your Students' Union has planned. Check to see if you need to register your interest in advance. Some events fill up quickly!
- ☐ **6 Sign-up to your hall's [welcome events and activities](#)** - halls students will receive emails about these opportunities.
- ☐ **7 Free time? Fill it with a [self-guided campus tour](#) or a **local history tour** bookable [online](#).**

Welcome is just the start of your time at LSE, so don't feel like you will miss out if you don't get to experience every optional event that you are interested in. Some of these events will be available for you to watch back in your own time.



Your checklist: during Welcome

Compulsory during Welcome:

- ☐ **1 Watch your Welcome Presentation** at welcome.lse.ac.uk
- ☐ **2 Attend the orientation events organised by your academic department.** You can find a list of events at welcome.lse.ac.uk

Recommended during Welcome:

- ☐ **3 Select your courses** by following the instructions in the "[Select your courses](#)" section.
- ☐ **4 Attend any of the optional [Welcome events](#).**
- ☐ **5 Sign-up for clubs and societies** at the LSESU Welcome Fair or online at lsesu.com



Watch your Welcome Presentation

What is the Welcome Presentation?

Your Welcome Presentation is your opportunity to learn about what it means to be part of the LSE community and our opportunity to welcome you to it.

Your Welcome Presentation will offer you an introduction to LSE from key members of staff. It will include information about the many opportunities and support available to you while you study.

It is compulsory for you to watch your Welcome Presentation. You can [sign up to watch the presentation](#) once you have completed online pre-enrolment. The presentation will take place on Wednesday 17 September from 12 noon – 1pm.

You should aim to watch it live on the release date, however if you miss the Welcome Presentation, you can watch the recording online. Keep an eye on welcome.lse.ac.uk and LSE social media channels for further information.





Select your courses and view your timetable

Your degree programme comprises several courses, which are usually worth a half (0.5) or a full (1.0) unit. Undergraduate students will take courses to the value of 4 units per year. The number of courses postgraduate students take varies by programme but can be found at lse.ac.uk/calendar. You'll find out more about this in the orientation events run by your department.

If you are taking an undergraduate or master's degree (including MRes) you should follow these instructions. If you are an executive or PhD student, you will receive separate guidance from your Programme Manager or the PhD Academy respectively.

When should I select my courses?

- Undergraduate course selection will open at 10am on Tuesday 9 September.
- Postgraduate course selection will open for browsing (to practice using the system) at 10am on Monday 22 September. Course selection will open fully at 10am on Thursday 25 September.
- You'll need to have completed all of your admissions paperwork and set up your LSE IT account before you can begin selecting courses.
- You should finalise your undergraduate course selection by 5pm on Monday 13 October. For postgraduates, by 5pm on Friday 10 October. In exceptional circumstances, academic departments can approve changes after this date. All approved changes must be completed in accordance with the deadlines and procedures documented on the [webpage](#).



How do I select my courses?

1 Find the courses you would like to take

Go to lse.ac.uk/findCourses to access the tools and information to help you decide which courses you want to take this academic year. Make sure you identify a few “back-up” courses in case your first choice is not available!

2 Select those courses on LSE for You

Go to lse.ac.uk/selectCourses for step-by-step instructions about how to choose your courses on [LSE for You](https://lse.ac.uk/LSEforYou). Remember to select any compulsory courses and if applicable, your dissertation!

3 Check your timetable and Moodle enrolments

Undergraduate students are allocated to all teaching centrally. You will be able to view your personal timetable in [Student LSE for You](https://lse.ac.uk/StudentLSEforYou) from Friday 26 September.

Postgraduate students’ timetables are available to view in [Student LSE for You](https://lse.ac.uk/StudentLSEforYou) from Thursday 25 September. They are created as you accept places on courses and sign up to seminars or are assigned to seminars by departments.

You will automatically be given access to the [Moodle](https://lse.ac.uk/Moodle) page for your selected courses a few hours after selecting them on [LSE for You](https://lse.ac.uk/LSEforYou).

How do I find out more?

Visit lse.ac.uk/courseSelection or lse.ac.uk/timetablepublication for detailed information and FAQs.





Pay your fees and manage your finances

Fees, Income and Credit Control (FICC) can assist with all your tuition and accommodation fee enquiries. The Financial Support Office (FSO) is responsible for administering a variety of scholarships, bursaries, studentships and funds for current students.

When do I need to pay my tuition fees?

If you have not paid your tuition fees in full before you enrol you will be placed on a termly payment plan. You are expected to pay one third of your fees by each deadline.

Please note: alternative due dates may operate for some non-standard fees or executive courses; refer to lse.ac.uk/ficc for details.

How can I pay my tuition fees?

Visit lse.ac.uk/feePayments to find out about the different payment methods available.

What is the Student Finance Hub?

You can access your financial information in the Finance Hub; to access the Finance Hub please visit lse.t1cloud.com

Key features of the Hub include:

- Single sign on via your LSE network account (@lse.ac.uk)
- View/download fee invoices
- View your payment plans for tuition and accommodation fees
- View/download receipts of payment
- Check status of sponsored fees/ payment (if applicable)
- View fee and maintenance scholarships
- Submit/view bank details for maintenance scholarships
- View US Federal loans (if applicable)
- Submit refund requests for overpayments
- Submit a question or raise a query
- Make a payment
- View a summary of financials.

Payment deadlines

Autumn Term: 28 October 2025

Winter Term: 28 January 2026

Spring Term: 28 April 2026



When will I receive my funding?

You will need to be enrolled on your programme of study before any scholarship or bursary payments can be made.

Any scholarship amount going towards tuition fees will automatically credit your tuition fee account after you have enrolled for your studies.

Any scholarship amount for living costs will be paid during the first week of term to the UK bank account you have saved in the Finance Hub. Visit lse.ac.uk/FSOMaintenancePayments for more information.

Most LSE Bursary payments are made by Student Finance according to the payment schedule in your notification letter. Visit lse.ac.uk/FSOBursaries for more information.

Problems with finances?

Please contact us if you have any questions about your LSE funding or have any funding related queries. If you experience financial difficulties, contact us as soon as possible to talk about your options.

Phone, email or join a one-to-one Zoom Drop-in Session: lse.ac.uk/financialdropin, call or email for further advice and information.

Contact us:

Financial Support Office

+44 (0)20 7955 6609

financial-support@lse.ac.uk

lse.ac.uk/financialsupport

Fees, Income and Credit Control

+44 (0)20 7107 5555

fees@lse.ac.uk

[info.lse.ac.uk/staff/divisions/
Finance-Division/Fees-Income-
and-Credit-Control](https://info.lse.ac.uk/staff/divisions/Finance-Division/Fees-Income-and-Credit-Control)





Arriving at LSE

[Your checklist: Arriving at LSE](#) ↗

[Complete your campus enrolment](#) ↗

[Request student status documentation](#) ↗

[Open a student bank account](#) ↗

[Apply for Council Tax exemption or discount](#) ↗

[Know where to get visa advice](#) ↗

[Your checklist: first few weeks](#) ↗



Your checklist: Arriving at LSE

Compulsory

- ☐ **1** Attend your campus enrolment session. If you arrive outside of the main Welcome period, you will need to book a campus enrolment slot. Visit the [Campus Enrolment Schedule webpage](#) for more information.
- ☐ **2** Update your contact (term-time) address to your London address and your emergency contact information in Student LfY, if these have changed since you provided the information during online pre-enrolment. You must do this before requesting any documentation. Please visit lse.ac.uk/studentletters for more information.

Optional:

- ☐ **3** Investigate opening a UK student bank account
- ☐ **4** Find out if you're eligible to apply for the Council Tax exemption
- ☐ **5** Register with a doctor in London
- ☐ **6** Consider ordering a discounted student travel card.



Complete your campus enrolment

What is campus enrolment?

Campus enrolment is one of your first compulsory activities when you arrive on campus. It is where a member of LSE staff will check your eligibility to study and issue you with your LSE card.

When and where will campus enrolment take place?

If you are arriving during the main Welcome period (Friday 19 September and Monday 22 to Friday 26 September), you will have a designated campus enrolment session, at the same time as others on your programme. Campus enrolment sessions on Thursday 18 September and during the main Welcome period (Friday 19 and Monday 22 to Friday 26 September) will take place in the Marshall Building Great Hall.

Pre-session enrolment sessions prior to these dates, and late enrolment (beyond 26 September), will take place in the Student Services Centre (SSC), Ground Floor, Old Building.

Date, time and location of your campus enrolment is subject to your programme. You can find out when your programme's campus enrolment session is by visiting the [Campus Enrolment Schedule webpage](#).

Please make sure that you arrive on time to the correct session as you may be turned away if you come at the wrong time.

If you arrive after the main Welcome period, you should book a campus enrolment slot. For further information, please visit [Arriving after Welcome](#).

What do I need to bring to campus enrolment?

The documents you need will vary according to your nationality and immigration status. Ensure that you bring your original documents (not photocopies) along with you to campus enrolment. We cannot accept photocopies/pictures of documents. You will find information about what you should bring to campus enrolment on our [What to Bring to Campus Enrolment webpage](#).

Please remember to check back regularly as the page may be subject to change.





Request student status documentation

If you need to provide evidence that you are a student at LSE to an external body, you can use a Certificate of Enrolment. This is a document that confirms your student status.

The Certificate of Enrolment can be used for a variety of purposes, including: opening student bank accounts, Council Tax discounts or exemptions, registering with a doctor and applying for non-UK travel visas.

Once you have formally enrolled onto your programme of study, the certificate will confirm that you are a student enrolled at the LSE for the current academic year.

Requesting a standard self-service Certificate of Enrolment

There is a self-service system for generating a standard Certificate of Enrolment. You can request a self-generated certificate only once you have enrolled on your programme of study. Once you have submitted your request, the Certificate of Enrolment will be generated automatically as a headed PDF and emailed directly to your LSE email address. It will also be electronically stamped and signed.

Requesting a customised (bespoke) Certificate of Enrolment

Sometimes you might be asked to provide information that is not included on a standard Certificate of Enrolment. If this happens, you can request a customised (bespoke) certificate. This option is for you if, for example, you are awaiting online pre-enrolment, or if you need the certificate to apply for a non-UK travel visa and the embassy of the country you plan to visit requires an original stamp and signature.

More information and making requests

For more information about the types of documents available, and to access the enquiry form to make your request, please visit lse.ac.uk/studentletters

Please note that during peak periods – such as at the start of the academic year – bespoke letters can take at least five working days to produce.



Open a student bank account

Opening a student bank account can take time and patience, particularly for international students.

1 Keep your addresses up to date

Banks often require documentation, including a letter from LSE, that includes your contact (term-time) and permanent (home) address.

2 Research the best bank account for you

Although LSE is unable to recommend a bank, you will find a list of banks and links to their websites to help you.

3 Find out what documents you need to open an account

Each bank requires different documentation, and they are very specific about the format of the documentation they will accept. Always confirm what you will need with the bank branch where you plan to open your account.

4 Request a bank letter from LSE (if needed)

The Student Services Centre can provide a letter, if needed, to prove your enrolment status for the purpose of opening a bank account.

The majority of banks will require you to prove that you are a fully enrolled student. You should therefore request the letter once you have completed pre-enrolment and campus enrolment.

5 Make an appointment with the bank

Some branches allow you to drop in at any time, while others require you to book an appointment. You may be able to book an appointment before you arrive in London. Appointments at branches local to LSE fill up quickly, so think about opening your account at a different branch. Once your account is set up, you can usually do business with any branch of your bank.

How do I find out more?

Visit lse.ac.uk/bankAccounts for further information.





Apply for Council Tax exemption or discount

Council Tax is paid to your local authority or “Council” as a contribution toward the running costs of public services in your community.

Am I entitled to an exemption or discount?

If all the people who live in your home are full-time students, it is likely that the property will qualify for an exemption for the duration of your studies, although you may be asked to re-apply annually.

If you are a full-time student living with one other non-student adult, it may be possible to get a discount. If you live with more than one non-student adult, it is unlikely that the property will be eligible for a discount. For further information and useful links visit our [webpage](#).

What if I live in halls?

Students in LSE-owned halls are automatically exempt from paying Council Tax. If you live in intercollegiate or privately-owned halls (eg, Unite, Urbanest) you may need to provide a Council Tax letter to your hall management team. Please check with your hall reception.

Do I have to pay Council Tax if I arrive early?

If you move into your accommodation before you are fully enrolled, you may be liable for Council Tax.

Do international students have to pay?

Council Tax rules apply to all students, regardless of nationality. Visit ukcisa.org.uk for more information.

How do I apply for an exemption or discount?

The process will vary depending on where you live, so check with your local council directly. It is highly likely that you will need proof of your student status. Please refer to the information and follow the steps in the [“Request student status documentation”](#) section of this guide.





Know where to get visa advice

The Student Advice and Engagement Team are here to help you navigate the UK immigration rules for students. We can provide confidential advice on several immigration-related issues. To find out more, visit lse.ac.uk/studentadvice

Essential tasks for international students during Welcome

- 1 Check the information on your digital status is correct as soon as you can access it. Find out more by visiting lse.ac.uk/yourVisa. Report any errors within 10 working days or it may not be possible to change it.
- 2 Create a [share code](#) in advance of enrolment so that staff can access your digital status. It will make the experience much quicker for you. The share code needs to start with the letter 'S' and must not be more than 90 days old.
- 3 Know what you can and can't do if you have a [Student visa](#), especially if you are considering working. Get it right rather than take a risk. Search "student visa compliance LSE" and "working during your studies LSE" on the web.

How can I contact the Student Advice and Engagement Team?

Visit lse.ac.uk/studentadvice to find out about our team and online enquiry form.



Your checklist: first few weeks

Welcome is just the start of your journey at LSE but we realise that there are many aspects which will help you feel more like a #partofLSE. In the next sections, we cover your education, your skills and opportunities, your support, and living in London, to help you navigate the learning curve and get the most out of your experience.

First few weeks

- ☐ **1 You should finalise your undergraduate course selection** by 5pm on Monday 13 October. For postgraduates, by 5pm on Friday 10 October.
- ☐ **2 Familiarise yourself with key LSE services.** You can find out about the services offered by the Library, LSE LIFE, the Language Centre, LSE Careers, LSE Generate (home for entrepreneurship), the Volunteer Centre, the Faith Centre and more throughout this guide.
- ☐ **3 Meet with the Disability and Mental Health Service (DMHS)** to set up your “My Adjustments” if you have a disability or long-term medical condition or to find out other ways that LSE can support you.
- ☐ **4 Find out about the role of your Academic Mentor and your responsibilities as a Mentee** [here](#). Read more about the peer support networks available to you in the “Find Support from your Peers” section of this guide.
- ☐ **5 Learn about campus facilities** by reading the [Facilities Guide](#) and programme key emergency contacts (eg, LSE Security) into your mobile phone.
- ☐ **6 Explore different ways of saving money as a student.** There’s the Food Club by LSE (info.lse.ac.uk/food-club) as well as nation-wide services such as NUS TOTUM (www.totum.com), and UNiDAYS (www.myunidays.com). Several local businesses also offer a discount upon presentation of an LSE card.
- ☐ **7 Register to vote.** Visit gov.uk/register-to-vote to check your eligibility and register to vote. International students: search “UKCISA voting” online for guidance about the electoral process in the UK.



Your Education

[Welcome to LSE100: new undergraduate students](#) ↗

[Get to know LSE Library](#) ↗

[Check out LSE LIFE](#) ↗

[Learn about LSE's other online systems and resources](#) ↗

[Make the most of the Language Centre](#) ↗



LSE100

Welcome to LSE100

LSE100 is LSE's flagship interdisciplinary course taken by all undergraduate students in the first year of your degree programme. The course is designed to develop your capacity to tackle multidimensional problems through research-rich education, and provides you with unique opportunities to examine global challenges in collaboration with peers from other departments and leading academics from across the School.

Choosing your LSE100 theme

Before enrolling at LSE, you will have the opportunity to select one of three themes to focus on during LSE100, each of which foregrounds a complex and pressing question facing social scientists. In 2025/26, the available themes are:

- How can we control AI?
- How can we transform our climate futures?
- How can we create a fair society?

For more information about each theme, visit the LSE100 [Welcome page](#).

You will select your theme during the online pre-enrolment process before arriving on campus – further information about this process can be found in the “[Online pre-enrol as a student at LSE](#)” section of this Welcome Guide.

How will I study in LSE100?

LSE100 is a half unit running across the Autumn and Winter terms in your first year of study. Each term you will attend ten 90-minute interactive, discussion-based seminars in alternating weeks. Before each seminar, you will watch short online video lectures featuring leading LSE academics and complete carefully selected readings to explore ideas and arguments from across the social sciences.





How will I be assessed?

Your LSE100 mark will be based on two summative assessments: one individual written assessment (50 per cent) and one group research project (50 per cent) that you will submit and present as a team. Your final mark in LSE100 will be included with your other first year marks and, if it is one of your six best marks, will count towards your overall first year average.

Learn more about LSE100 during Welcome 2025

During Welcome, you are invited to attend an LSE100 Welcome session taking place in LSE LIFE (Ground Floor, LSE Library). This interactive session will give you more information about what to expect during your time on LSE100 and is an opportunity for you to meet other students from around the School! To find out when and where your session is running, check your Welcome calendar on Student Hub or visit our [Welcome page](#) for more information.

Chat with the LSE100 team

If you have any questions for our team, please get in touch at LSE100@lse.ac.uk. You can also find us [online](#), and follow us on [Instagram](#), [LinkedIn](#), [X](#), and the [Student Hub](#). Once you've arrived on campus, you can also visit the LSE100 Course Office in KSW 4.10.





Explore the Library during Welcome

Interested in knowing more about using the Library and how we can help? Join us at our Getting Started sessions in LSE LIFE Workspace 2 every day during the main Welcome period.

Meet your librarian

We have a team of librarians that provide subject expertise and personalised support to LSE students, staff and researchers.

Contact your librarian for more in-depth support at lse.ac.uk/academicsupportlibrarian

Locate resources on your subject

The Library Resources Guide highlights the key resources you'll need for your studies at lse.ac.uk/library/resourcesguide, including e-books, databases, news and more.

Borrowing books

If you are on campus, use your LSE card and the self-service machines on the ground floor to borrow books. Visit lse.ac.uk/library/borrow for further information.

Books are renewed automatically but requested items must be returned by the due date.

Study Spaces

We have a range of study rooms, booths and spaces available to book in advance. Visit lse.ac.uk/library/using-the-library/using-the-space-and-facilities for further details.

Contact us:

library.enquiries@lse.ac.uk

lse.ac.uk/library/resourcesguide



Check out LSE LIFE

Shape your success with LSE LIFE: the space to build your skills, your confidence, and your community

Welcome can be a whirlwind - with so many people to meet, places to find, and information to take in (just look at everything in this Welcome Guide!). It's exciting, but also completely normal to feel a bit overwhelmed as you try to take it all in. You might wonder: How will I ever feel at home in London? How can I take advantage of everything on offer at LSE? How will I stay on top of my studies?

That's where LSE LIFE comes in. Think of us as your personal guide to LSE. We're here to help you step back, make sense of everything the School offers, and find ways to explore the skills, opportunities, and experiences that feel right for you - whether that's mastering your assignments, discovering new passions, preparing for your dream career, making new friends, or simply feeling like a real Londoner.

We keep track of all the opportunities, support, and resources across the School and present them in one [comprehensive, easy-to-use website](#) so you can see it all in one place. But we don't stop there – you can also get personalised one-to-one advice and use practical tools to help you consider what you want to achieve and how you'll get there.

In the LSE LIFE space on the ground floor of the Library, we also run events and workshops, carefully designed to help you develop specific skills and feel more confident studying at LSE.

Workshops

Want a taste of what we offer? Come along to some of our popular Autumn Term workshops, including:

- Write essays that LSE markers want to read
- How to study at LSE: develop your academic confidence
- Make your plan to be more productive in Autumn Term
- Make clear, concise, critical notes from your readings
- Be a better public speaker
- Plan your winter break: exam revision, writing, and research
- Reference with confidence



- Speak up, stand out: be confident when communicating
- Turn conflicts into opportunities: master the art of disagreement
- How to start volunteering at LSE.

One-to-one advice and support

Have a specific question or just want to talk something through? We gather experts from across LSE into one welcoming place, ready to offer personalised guidance, including:

- Study advisers to help you improve your academic skills
- Librarians for expert guidance on research and referencing
- Career and volunteering specialists to explore future possibilities
- Experts in research ethics and data management to support your research projects.

Special events

Looking to meet others, explore London, or make exciting new discoveries outside your studies? Join some of the special events we host, such as:

- LIFE in London visits: free group trips to the Tower of London, Courtauld Gallery, London Zoo; join in with Parkruns, and more
- World Cafés: informal, vibrant discussions on diverse topics with other students and LSE academics
- Career Fairs and Volunteer Fairs: events to explore roles that align with your interests and goals
- Dissertation Fairs: showcases of the support on offer as you work on your dissertation or research project.

LSE LIFE is at the heart of campus, located on the Library's ground floor – a vibrant, welcoming space buzzing with activity. We're here for you all year long. Drop by our reception to ask any questions you have about navigating life at LSE, and even if we can't answer directly, we'll always connect you with someone who can.

You've got a lot on during Welcome. But don't worry, there's no need to try to figure everything out in the first week! Just remember, LSE LIFE will be here long after Welcome is over to help you settle in to LSE.

Find out more at lse.ac.uk/lselife or get in touch on lselife@lse.ac.uk

LSE LIFE
Ground floor, Library
Monday-Friday, 10am-6pm



Learn about LSE's other online systems and resources

There are several online tools that are designed to help you with all aspects of your studies at LSE.

LSE Calendar

lse.ac.uk/calendar

An online resource that contains course guides (a list and description of all the courses LSE offers), programme regulations and School/academic regulations. These set out the “ground rules” for your programme, so it is useful to bookmark for future reference.

Moodle

moodle.lse.ac.uk

Moodle is LSE's virtual learning environment.

The majority of taught courses have a corresponding course on Moodle, the online learning platform used at LSE. Moodle courses contain essential resources such as lecture slides, lecture recordings and reading lists. Moodle also enables activities such as quizzes and discussion forums and allows for online assignment submission, marking and feedback. How Moodle is used is determined by the course convenor and so this may vary from course to course. LSE also provides a Moodle Archive service which provides teachers and students with a snapshot of previous year's courses.



Training and Development System

apps.lse.ac.uk/training-system

Allows you to book a place on many of the personal development opportunities offered by services across LSE.

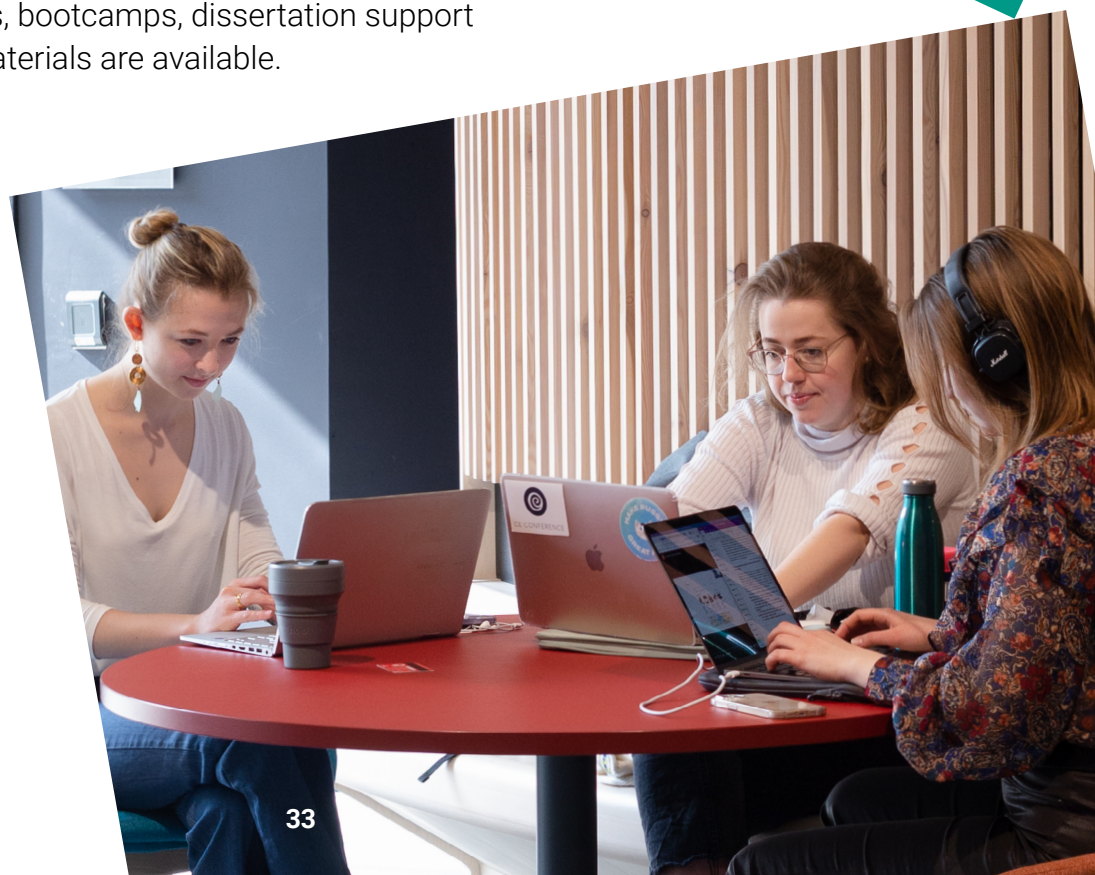
Digital Skills Lab

info.lse.ac.uk/current-students/digital-skills-lab

Learn digital skills that will help you with your studies, future career, and personal development with the Digital Skills Lab. Our aim is to enable students to become digitally confident social scientists. We offer training and support on:

- Analysis (Excel, R, Python, Power BI, Power Query, Stata, Tableau, SPSS, SQL, NVivo)
- Writing (Word, LaTeX)
- Presentation (PowerPoint, Sway)
- Data collection (Qualtrics, Forms)
- AI literacy (Copilot, Claude)
- Cloud storage, collaboration, backup and version control (Teams, OneDrive, GitHub)
- Digital assistive technology (text to speech, speech to text, dictation, notetaking, recording and transcription, live captions, mind mapping).

Daily in-person workshops, bootcamps, dissertation support and independent study materials are available.





Make the most of the Language Centre

Whether you are an international student looking for support with your English, are interested in taking one of our courses as a degree option, want to learn a new language or improve your current language, the Language Centre is here to help.

Can you help me with my English language skills?

If English is not your first language, our support programme can offer help and advice throughout your degree. Best of all, it is free! English for Academic Writing courses are available for any taught student who does not have English as a first language. These weekly classes are taught throughout the Autumn and Winter Term and can help with academic writing for coursework. This support is delivered with LSE LIFE (lse.ac.uk/lselife). You can find out more information on what is on offer and how to sign up [here](#).

Can I take a language course as part of my degree programme?

You may be eligible to take a language, literature or linguistics course as part of your degree programme. You can find out about our courses and your undergraduate degree [here](#).

Can I learn a language in my own time?

Any LSE student can sign-up for an extracurricular non-degree language course. As part of the LSE Language Policy, if you are a UK-EU undergraduate student and you do not have a modern language at GCSE Grade 4 (or equivalent), you are eligible to take a non-degree language course for free! You can find out more information on what is on offer and how to sign up [here](#).

Can I practise my languages informally?

The Language Community offers opportunities to practise outside the classroom in the form of Conversation Circles, Bitesize Speaking and Tandem Learning. Find out more [here](#).

Contact us:

How to contact the Language Centre

lse.ac.uk/languages

 [@lselanguages](https://www.instagram.com/lselanguages)

More ways to contact us



Your Skills and Opportunities

[Get started with LSE Careers](#) ↗

[Get to know LSE Students' Union \(LSESU\)](#) ↗

[Get active and get involved with LSESU](#) ↗

[Make a difference through volunteering](#) ↗

[LSE Generate](#) ↗

[Promote equality, champion diversity,
and help develop an inclusive LSE](#) ↗

[LSE Faith Centre](#) ↗

[Starting your #SustainableLSE journey](#) ↗

[Shape the world with LSE's public events](#) ↗



Get started with LSE Careers

LSE Careers is here to help you understand, identify and work towards your career goals.

Whether you already know where you want to go or you've barely even thought about the word "career" since writing your personal statement, LSE Careers can help you connect with your future. This could be working with you to understand yourself and how this can contribute to your next steps, or it could be providing opportunities for you to explore different sectors, get insights from LSE alumni, or meet with employers looking to recruit LSE graduates.

Before the start of term

Want to get exploring how you can make the most of LSE Careers? Head on over to the [LSE Careers website](#) and [LSE Careers blog](#). Here, you'll find a range of information and resources on everything from where to start thinking about your career through to top tips for your CV, cover letter or applications.

Here are a few key links you might like to check out:

- Explore [careers information and resources](#) before the start of term
- Browse our [employment sector guides](#)
- Find out more about dedicated [careers support for students from underrepresented groups](#).

Once you get to campus

As an LSE student, in addition to accessing all the information available on the LSE Careers website and blog, you'll also be able to:

- Meet and connect with employers and alumni at our careers events and fairs.
- Get support and clarity on your next steps at a one-to-one careers appointment.
- Browse part-time work opportunities, graduate roles, and vacancies for experienced hires on our curated jobs board.

To access any of the above, you'll need to log in to our [online careers portal](#), which you'll have access to the day after you register as a student at LSE.

Get in touch:

Visit our Resource Centre on the Fifth Floor of the Saw Swee Hock Student Centre. We're open Monday to Friday, 9am to 5pm.

+44 (0)20 7955 7135

[Online chat](#)

lse.ac.uk/careers

careers@lse.ac.uk

 [@LSECareers](https://twitter.com/LSECareers)

 [LSECareers](https://www.linkedin.com/company/lse-careers)

 [@LSE Careers](https://www.instagram.com/lse_careers)

 [@LSECareers](https://www.tiktok.com/@lsecareers)



GET TO KNOW YOUR STUDENT UNION AT LSE (LSESU)

We're LSESU – a not-for-profit organisation led by LSE students, for LSE students. Our job is to help you get the most out of your time at university, whatever that might look like. You are automatically registered as an LSESU member when you arrive at LSE.

YOUR REPRESENTATIVES

First and foremost, LSESU is a student-led organisation. As a student at LSE, you'll elect Sabbatical Officers and Part-Time Officers who will represent and support you throughout your studies. Their job is to lead LSESU, take action to help improve your university experience, and campaign on the issues that matter most to you.

All LSE students can:

- Join a student-led society or sports club to learn new skills and meet new people.
- Campaign for change on campus, and on local, national, and global issues you care about.
- Attend some of the best social events on and off campus, hosted by LSESU.
- Get free, confidential, and independent advice on academic, housing, financial, and wellness issues through our LSESU Advice Service.
- Sign up to Level Up Fitness (LSESU Gym), supported by personal training experts, at the best prices in and around Holborn.
- Book and use SU Spaces in the Marshall Building (MAR).

Find out more at lsesu.com

Questions about LSE, your Students' Union, or life in London?

Your Sabbatical Officers are here to help! You can find them in the Saw Swee Hock Student Centre or visit lsesu.com/union/about/contact/ and drop them an email.



TITO MOLOKWU
GENERAL SECRETARY



SACHIN BHOPAL-MYERS
ACTIVITIES AND
COMMUNITIES OFFICER



NOORALHODA TILLAIH
EDUCATION OFFICER



ISABEL HOWE
WELFARE AND
LIBERATION OFFICER



GET INVOLVED WITH LSESU

With over 250+ student-run clubs and societies on offer, you're certain to find something for you at LSESU. Whether you want to play a competitive sport, write for the student newspaper, or even give bee-keeping a go, joining a club or society is a great way to meet like-minded people and potentially learn a new skill.

Visit lsesu.com/communities/societies/ for a full list of clubs, societies, and activities.

Saw Swee Hock Centre: Your union building

- **Basement and Mezzanine: The Venue**
A huge, multi-functional space that can host anything from club nights to theatre productions, and so much more.
- **Ground Floor: The Three Tuns**
Your very own student bar, offering a chilled-out space for you to meet with new friends on campus over a very well-priced drink.
- **1st Floor: Multi-purpose space**
A spacious study area for students, with microwaves and vending machines available for students' use. This space is currently being renovated, and will be open with a brand new look by the start of the 2025/26 academic year.
- **2nd Floor: Home to the Faith Centre and Media Centre**
The Faith Centre is a peaceful space open to all faiths that host a range of events throughout the year.
- **The Media Centre is home to our Media Group societies, including *The Beaver*, our student newspaper, and Pulse, our student-run radio station.**
- **3rd Floor: LSESU Offices Home to our SU Staff**
If you have any questions, email su.info@lse.ac.uk or follow @lsesu on all social media platforms for the latest info.
- **4th Floor: Level Up Fitness**
A gym open exclusively to LSE students, staff and alumni. Packed with top of the range equipment, with the best prices you'll find in and around Holborn. For more information visit our [webpage](#) or email su.gym@lse.ac.uk
- **5th Floor: Careers Centre**
A place to get some future advice and chat about all things post university.





- 6th Floor: Fitness Studio

A great space for dance rehearsals, yoga, and much more. Situated right next to a cosy seating area, and roof terrace with stunning views of central London.

Marshall Building

- The SU spaces in the Marshall Building (ground floor, -1, -2) is the home of:

- A multifunctional sports hall
- 2x squash courts
- Weston rehearsal studio
- 3x music practice rooms
- Strength and conditioning suite (part of Level Up Fitness)

- For more information, visit lsesu.com/events/sports-spaces/marshall-building/SPACES/, or email su.marshall@lse.ac.uk

- At LSESU, we are committed to having student focused spaces, and are proud to provide them free of charge for members of LSESU clubs and societies (excluding strength and conditioning suite).



For all the latest LSESU news and events:

 [@lsesu](https://www.instagram.com/lsesu)

 [@lsesu](https://www.tiktok.com/@lsesu)

 [@lsesu](https://twitter.com/lsesu)

 [@lsesu](https://www.linkedin.com/company/lsesu)



Make a difference through volunteering

The LSE Volunteer Centre is here to inspire and empower you to volunteer for causes that you are passionate about during your time at LSE. Volunteering is a great way to make a difference in your community, meet new people and develop personal and professional skills. We are committed to making volunteering exciting and accessible, and we collaborate with students to enhance their volunteering experiences.

Information and Advice

We offer a range of ways to get involved from the start of your LSE journey, including connecting students with long-term and short-term volunteering with our hundreds of charity partners and one-off opportunities throughout term on campus. We begin each term with a Volunteering Fair, where we invite over 50 charity partners onto campus to speak directly with students. We also host a charity on campus weekly for Charity Tuesday, to spread awareness of their mission and volunteering opportunities. At any point of the year, students have access to our ongoing volunteering vacancy board, updated daily with opportunities from charity partners. You can book a meeting with our Volunteer Centre Manager, or other Volunteer Centre colleagues, for one-to-one support.

Contact us:

volunteer@lse.ac.uk



Volunteering Programmes

The Volunteer Centre also runs multiple exciting voluntary programmes, including the Community Engagement Programme; a voluntary consultancy, the Research Volunteering Scheme; an initiative for volunteer researchers, and Community Action Projects; an opportunity to develop your own volunteering project. These programmes offer students the chance to work with other students, collaborate directly with charities, and use their degree knowledge with the mentorship and support of the Volunteer Centre. These programmes are application-based, and information is available on how to apply during Autumn Term.

Volunteer Centre Space

You can also visit the Volunteer Centre on campus on the ground floor of [Lincoln Chambers](#), Portsmouth Street! We encourage students to visit for our weekly open hours, one-off volunteering opportunities, or for information and advice in person. Our home is an inclusive space that welcomes any students looking to get involved in volunteering.

You can find out more, as well as the advice and support we can offer, at lse.ac.uk/volunteercentre or by following [@LSEVolunteering](https://twitter.com/LSEVolunteering).

“Volunteering was one of the highlights of my LSE experience, not only did it teach me values and skills that I’ll take forward with me long after I graduate, but it also allowed me to connect with students who have the same passions that I do.”

Abigail Williams
BSC in Politics and History, 2022





LSE Generate

Welcome to Generate – the home of student and alumni entrepreneurship at LSE. We aim to support socially responsible businesses at any stage of their business venture, here in the UK and across the globe via our international innovation hubs.

We offer a massive range of events and digital resources to help develop your entrepreneurial skills and your fantastic ventures. Fancy a peek at what we have to offer? Here's an overview to give you a quick taster!

1 Browse our website

Have a nosy around our website to discover what we have on offer for students and alumni. We offer a range of programmes ranging from one-to-one business support clinics, international and national entrepreneurship bootcamps and retreats, specialist programmes for our clusters and verticals, Startup Competitions and year-round business fundamentals workshop series. Not to mention our flagship Accelerator Programme for early-stage businesses, and so much more!

2 Come visit us

We would love to welcome you to our co-working space at the heart of the LSE campus, the GenDen. You can work on your business amongst like-minded innovators and attend our unique social and industry panel events. And if you happen to be spending any of your time abroad, then make sure to check out one of our international hubs to work from too – whether it's Lisbon or LA!



3 Jump onto the socials!

Our social media is where all the action happens and where you can hear the latest on what's going on at Generate and what our founders are up to.

Featuring all events, workshop series, and employment opportunities with our startups. It's also the place where you can tell us how we can champion you and your potential business or guide you on an entrepreneurial journey if you don't know where to start.

You can get in touch with Generate through the following channels:

- Through the LSE website: lse.ac.uk/generate
- Follow us on our social media channels: [Instagram](#), [LinkedIn](#) at @lsegenerate
- [Register with Generate](#) to receive our monthly newsletter
- Join our [slack channel](#), to receive all the updates from us and those in the LSE Generate ecosystem
- Keep an eye on all of our upcoming events via [CareerHub](#).





Promote equity, champion diversity, and help develop an inclusive LSE

One of our guiding principles in LSE's 2030 Strategy is to sustain excellence through an inclusive and diverse community. We work to build a School – and a society – in which everyone is able to fulfil their potential, and everyone's contribution is valued.

In support of this, LSE has a number of important initiatives that are designed to lead to equity, diversity and inclusion for us all:

- **[Ethics Code](#)**: The LSE community is expected to act to the highest standards of ethical integrity, in accordance with the ethical principles set out in our Ethics Code (lse.ac.uk/ethics). The Code explains what each of the principles mean, how they should be applied; and how the School upholds them via their commitments and policies.
- **[Report and Support](#)** is our new case management system to address violence, discrimination and harassment. If you have experienced, or witnessed, any form of discrimination, bullying, harassment or sexual misconduct, we encourage you to report this to LSE.

You can [report an incident online](#) anonymously or with contact details. If you report with contact details an adviser will be in touch within three working days to discuss the various options for getting support and/or handling your report through informal or formal means.

- **[LSE Safe Contacts](#)**: LSE Safe Contacts are trained members of staff offering confidential support and guidance to individuals who have experienced, or are experiencing, any form discrimination, bullying, harassment or sexual misconduct.
- **[Consent.Ed](#)**: LSE's educational programme focused on consent, and fostering respectful and inclusive behaviour on campus. All students are expected to participate in the programme, though opting out is possible for personal reasons. [Learn more about Consent.Ed here](#).
- **[LSE's Independent Sexual Violence Adviser \(ISVA\) Service](#)**: LSE's ISVA service is run by external specialist partners – Rape Crisis South London and SurvivorsUK. This service provides free, confidential and independent short-term emotional, and casework, support for any student who has experienced any form of sexual violence at any time in their lives. Any staff or student can book a confidential appointment. [Learn more about the ISVA service here](#).
- **[AccessAble](#)**: Provides accessibility guides of all LSE campus buildings, ensuring inclusivity for everyone.



- **[LGBTQ+ Inclusive Action Plan](#)**: LSE is delivering six priorities to advance LGBTQ+ equity and inclusion. Informed by data, insight and co-created with the School community, they form an action plan that is co-ordinated by the EDI Division and accountable to the LGBTQ+ Steering Group.
- **[LGBTQ+ \(lesbian, gay, bisexual, trans, queer\) Role Models and Allies Directory](#)** provides a network of informal contacts for the LSE community to share experiences, and support and learn from each other.
- **[Our Race Equity Framework](#)** has been developed to ensure students and staff benefit from a diverse and equitable education, research and work environment; fostering attainment and development opportunities for ethnic minorities. LSE have identified six key priorities to focus on, which together form our **[Race Equity Action Plan](#)**.
- **[Our Athena SWAN action plan](#)** has been developed to support and transform gender equality at LSE. The plan includes actions to support the professional development and pay equity for women on all levels from PGR students to senior leadership. **[Visit our Athena Swan website to learn more](#)**.
- **[LSE Students' Union \(LSESU\)](#)**: A student led, not-for-profit organisation that represents all LSE students through their Part-time and Sabbatical Officers. You can view all student representatives, including Women's, LGBTQ+, Black, Asian and minority ethnic, and Neurodiversity and Disability Officers on their website.
- On the **[EDI Team website](#)**, you can find more about our partnerships, training and workshops, plus:
 - **[Inclusive EDI policies and resources](#)**: find out about LSE EDI Policies; EDI legislation protecting against discrimination; the support available to members of minority groups at LSE; and expert EDI resources from our external partners.
 - **[EDI News and Events](#)**: Find out about upcoming EDI cultural events and history month activities; and our new space on campus that has been established for staff and students to hold gatherings, events, discussions and initiatives that promote inclusivity and intersectionality.

If you'd like to find out more about these and other initiatives, as well as other information and support available to you, please contact the EDI team via email at **edi@lse.ac.uk**

Contact us

edi@lse.ac.uk

lse.ac.uk/EquityDiversityInclusion



LSE Faith Centre

The Faith Centre is open to students of all faiths and none. It is home to LSE's diverse religious activities, transformational interfaith leadership programmes, and provides spaces for worship, prayer, and quiet reflection.

Finding your feet

It can be challenging arriving in a new city for a new start. We want to help you settle into London and find a community that suits you – and there are lots of options! We provide a space for LSESU Faith Societies to meet, worship, and plan their activities. Details of contact information for faith groups and other helpful information can be found in our [resources](#).

Wellbeing

We host a range of wellbeing activities. Details of our regular classes can be found on the [Wellbeing page](#) and we always have [spaces](#) available for prayer, meditation, and reflection.

Facilities

The Faith Centre comprises Islamic Prayer Rooms, a space for silent prayer/meditation (The Cave), and a multifaith space (The Desert Room) which is bookable for LSESU Faith Societies or faith/wellbeing-based staff groups. [Find out more online](#) or email faithcentre@lse.ac.uk for booking enquiries.

Support

You can contact the Faith Centre Director and Chaplain to LSE, Revd Canon Professor James Walters, on j.walters2@lse.ac.uk for confidential support regardless of your religion or belief. You can also find contact details for our team of Associate Chaplains on our "[People](#)" page at lse.ac.uk/faithcentre





Beecken Faith and Leadership Programme

Learn more about our flagship faith and leadership programme at lse.ac.uk/faithcentre. These programmes are free, extra-curricular modules for all students at LSE, providing opportunities to explore, question and challenge religious differences and build relationships and transform attitudes across faiths.

LSE Religion and Global Society

The Faith Centre is also home to the [Religion and Global Society research unit](#); an interdisciplinary unit conducting, coordinating and promoting religion-related social science research at LSE.

LSE Religion and Global Society Blog

The [LSE Religion and Global Society blog](#) is an interdisciplinary platform that explores the place and role of religion in our globalised world. The blog is a platform for experienced and early career academics, PhD and Masters research students, and other expert commentators to share their insights on this complex, wide-reaching topic. We welcome contributions from all researchers working on religion and global society.

If you are interested in contributing to the blog, have a look at our [guidelines](#) or get in touch with us at faithcentre.rgs@lse.ac.uk

Religion Scholars Network

This is a network for current LSE PhD candidates and post-doctoral researchers across departments whose research relates to the social scientific study of religion. This is a great opportunity to collaborate with other PhD candidates from different fields through informal events throughout the year to share your insights and challenges. For more information email us at faithcentre@lse.ac.uk

Keep up-to-date with the Faith Centre:

 [LSEfaithcentre](#)

 facebook.com/lsefaithcentre

 [@lsefaithcentre](#)

 [@lsefaithcentre](#)

 [lsefaithcentre](#)

**Visit us: 2nd Floor, SAW Building,
1 Sheffield Street, WC2A 2AP**



Starting your #SustainableLSE journey

LSE's commitment to sustainability is stronger than ever. You are joining a university that looks to embed sustainability throughout every part of its operations – from your course content to the research we publish and the way we run our campus.

In 2020, LSE published the [Sustainability Strategic Plan](#) with 6 key pillars, namely Engagement and Leadership, Research, Education, Collaboration, Finance and Our School. We have also committed to becoming Net Zero for Scopes 1 and 2 by 2030 and Net Zero for Scope 1, 2 and 3 by 2050.

In halls, cafes and campus, we look to promote sustainability by selling healthy, sustainable food on campus, working in partnership with organisations outside LSE to progress the sustainability agenda and explore ways to enhance biodiversity at LSE (Zac Efron has even visited the bees on LSE's rooftop for a Netflix documentary!), amongst other initiatives.

How can you get involved with sustainability during your time here?

1. Join one of LSESU's [environmental societies](#), including [Sustainable Futures](#), [Beekeeping](#), [Animals](#) and [Geography and Environment](#).
2. Take the [Sustainability at LSE module](#) and find out a bit more about what we're up to! You can also explore our #SustainableLSE [webpages](#) for more in-depth information.
3. [Subscribe to Green Flash](#), our monthly sustainability newsletter. It's full of updates, opportunities to get involved, and interesting research from outside of LSE. You can also follow us on [Instagram](#), [TikTok](#) and [LinkedIn](#).
4. Living in halls? [Sign up to be a Sustainability Ambassador](#) or look out for events and masterclasses we put on throughout the academic year. See the Halls Life Sustainability page [here](#).
5. Have a sustainability idea, but need funding? Why not apply to the annual [Sustainability Projects Fund](#)?
6. Did you know our water in the UK is perfectly safe to drink, so there's no need to spend money ordering in bottled water and adding to the waste challenge!





7. Get involved with sustainability events we put on throughout the year on campus, from upcycling workshops to free bike repairs. Find out more [here](#).
8. Help us be more sustainable and make a difference by making simple, everyday changes (even making one change will help!)

Easy and simple ways we can all be more sustainable:

- Switch off lights and plugs when not being used; turn off taps instead of letting them run.
- Separate and dispose of waste using the correct bins (see our [Waste and Recycling Guide](#) for details). We have special bins for disposing of coffee cups correctly, look out for them!
- Bring a reusable cup/water bottle/Tupperware/cutlery to campus and on your expeditions around this amazing city and country. Many places will refill your water bottle for free and you'll often be charged less for your coffee at nationwide outlets for using a reusable cup.
- Choose planet-friendly food options. We offer so much choice when it comes to plant-based options, including a vegan/vegetarian cafe (Shaw Cafe), plus a "carbon labelling" system so you can choose the most sustainable food options.
- Only print if absolutely necessary, to save natural resources as part of LSE's transition to a Digital Smart LSE.
- Choose a sustainable way to travel to campus such as walking or cycling where possible (LSE has lots of bike storage), when travelling wider, look to take public transport, rather than travelling by car.

**We all have a
responsibility
to create a
#SustainableLSE**

Contact us

sustainability.team@lse.ac.uk

lse.ac.uk/SustainableLSE

   [@SustainableLSE](#)



Shape the world with LSE's public events

Everyone is welcome to attend [LSE's public events](#), where some of the most influential figures in the social sciences can be heard. We put on high-profile events, every evening (Monday to Thursday) during term time. Events are typically free and open to all – please check the [website](#) for whether an event is ticketed or not.

Join us in-person on campus or on [LSE Live](#), our online streaming LSE events experience that allows audiences across the world to tune in and join the global debate at LSE. Browse our LSE Events leaflet to find out what's on each term. Published at the start of each term, you can download a copy from the [LSE Events website](#) or pick up a copy from the receptions of most buildings on campus.

LSE also has a vibrant [Arts and Music programme](#), with a series of lunchtime concerts on Thursdays in the Shaw Library. The annual Spring and Christmas Concerts are held in the beautiful surroundings of St Clement Danes Church. We also have an LSE orchestra and choir with their own professional conductors, various film, art and photographic student societies and regular public exhibitions held in the Atrium Gallery. [LSE Chill](#) is LSE's performance night for staff and students on the last Friday of every month (in term time).

The annual [LSE Festival](#) is an intellectually stimulating series of events, which engages a wide public audience with LSE research and expertise.

[Sign up to our e-newsletter](#) to be the first to know about newly announced events. Follow us on [X](#) and join the debate using hashtag #LSEEvents.

Catch up on podcasts and videos of most LSE events, available online at [LSE Player](#) and [LSE's YouTube channel](#).





Your Support

[Prioritise your wellbeing](#) ↗

[Access support when you need it](#) ↗

[Get support for disabilities or long-term medical conditions](#) ↗

[Register with a doctor](#) ↗

[Managing your physical health](#) ↗

[Managing your mental health](#) ↗

[Find support at LSE: information and resources](#) ↗

[Find Support from Your Peers](#) ↗



Prioritise your wellbeing

We all experience ups and downs during our time at university, but there are some easy ways to look after yourself while you're studying and socialising.

1. Be kind to yourself. We all want to achieve the best grades and enjoy all that London has to offer with friends, but it's possible to take on too much. It's okay to acknowledge when you might need to slow down, plan downtime into your study schedule or take a night off socialising if you need it.
2. Enjoy and appreciate the little things that give you pleasure on a daily basis to help you stay in the present moment and keep things in perspective if you're stressed or anxious. Go for a walk, treat yourself to a coffee, listen to a podcast, try something new and take note of what makes you happy.
3. Get in the habit of talking things through if you find yourself missing home, feeling down or like you don't belong, worrying about academic pressures, or anything else that's on your mind. These are all common feelings and chances are we'll all experience them at some point. Peer supporters, your academic mentor, Student Wellbeing Services, or your friends and course mates can all help.
4. Keep supporting each other. You might notice a friend seems down or is behaving differently. You don't have to take on anyone else's problems - just listening to a friend can make the world of difference to how they're feeling.





Access support when you need it

The Student Wellbeing Service (SWS)

SWS aims to provide you with a single integrated source of help and assistance. Most students access SWS by attending a Wellbeing Appointment. This is a 30-minute conversation with a member of the team, where they'll discuss your current situation and explore options for support. This may include accessing the Student Counselling Service, or Disability and Mental Health Service.

Visit the [SWS webpage](#) to find out more.

The Student Counselling Service (SCS)

SCS provides a professional, free and confidential service to help with any problems that you may be experiencing. You can speak with a trained and experienced Counsellor about academic stresses, as well as personal and emotional difficulties.

Visit the [Student Wellbeing and Counselling Services pages](#) to find out more.

The Disability and Mental Health Service (DMHS)

DMHS is the first point of contact for students with disabilities, long-term medical and mental health conditions, and Specific Learning Difficulties, such as dyslexia. DMHS can help you set up "My Adjustments" which is a way of putting in place agreed reasonable adjustments.

Visit [DMHS \(lse.ac.uk\)](https://lse.ac.uk/dmhs) to find out more.





Get support for disabilities or long-term medical conditions

If you have a disability, long-term medical or mental health condition, you are advised to apply for adjustments as early as possible. The sooner you let the Disability and Mental Health Service (DMHS) know about your condition, the sooner we can work with you to put in place appropriate support.

What kind of support is available?

Advisers in DMHS will discuss what is most appropriate for you. We can set up one-to-one learning support, mentoring, or support workers and help you access assistive technology designed to remove barriers to studying.

What are “My Adjustments” (MAs)?

“My Adjustments” is LSE’s way of sharing information about any support or reasonable adjustments you require for your disability, long-term medical or mental health condition(s). Support or adjustments can be provided by DMHS, your academic department, the Exams Team, the Library and/or Data and Technology Services.

How can I request MAs?

1. Visit lse.ac.uk/student-wellbeing to complete an Access to Service form and upload your medical evidence if you already have some.
2. Meet a Disability or Mental Health Adviser to discuss your support requirements, any potential adjustments, and any further evidence needed.
3. Review and approve your adjustments in our confidential online portal.



What happens next?

Once you approve your adjustments, they will be circulated to the LSE teams who can put them in place.

What if I only need adjustments for my exams?

You should still talk to DMHS as early as possible! If you have a disability, long-term medical or mental health condition, Central Exam Adjustments (CEAs) can provide an environment that gives you an equal opportunity in your exams.

Visit [Central Exam Adjustments \(lse.ac.uk\)](https://lse.ac.uk/central-exam-adjustments) for comprehensive information about what CEAs are and how you can apply for them.

Contact us:

disability-wellbeing@lse.ac.uk





Register with a doctor

You have various choices about how to access medical care while at university. If you are an EU resident, please check the healthcare section on our [webpage](#) for the most up-to-date information.

If you are a full-time international student enrolled on a programme lasting six months or more, you may be eligible for NHS treatment once you have paid the immigration health surcharge. Visit www.gov.uk/healthcare-immigration-application for more information.

What medical care is available?

If you are unfamiliar with the NHS, you can do an online search for “[NHS services explained](#)”. This will provide you with an overview of common services eg, pharmacies, hospitals, eye care and dental surgeries and how to access them.

You are usually required to register with a local General Practitioner’s (GP) surgery before you can book an appointment. You should register as soon as possible and not wait until you’re unwell!

Visit lse.ac.uk/studentHealth for more details.

How do I register with a GP?

1. Find your local surgery

The NHS typically requires you to select a local GP within your postcode catchment area. Some GP practices will register patients who live outside of their traditional catchment areas for greater convenience. To choose a GP and find their contact details, visit www.nhs.uk

2. Ask if your preferred GP is accepting new patients

You can find out the procedure for registering at the surgery.

3. Prepare any required documentation

You may need:

- Proof of your identity eg, your passport or driving licence
- Your visa, if applicable
- Evidence that you are a student (see “[Request student status documentation](#)” of this guide)
- Proof of your UK address.

Top Tip!

- ! GPs can charge different fees for additional services like writing medical letters, which you might need later. Ask them about their prices before you register!



Nearest GP to campus

St Philips Medical Centre, Second floor, Pethick-Lawrence House

www.stphilipsmedicalcentre.co.uk



Managing your physical health

Managing your physical health is key to having a successful university experience.

1. Keep fit by joining the LSESU Gym

Based across two sites, joining the LSESU Gym is a great way to get some much-needed exercise in between classes. Visit lsesu.com/events/sports-spaces/gym/ for more information.

2. Eating well can help improve your mood and keep you in shape

As much as staying active helps your body keep in shape, eating a balanced diet helps your mind keep in shape. Explore the eateries across campus.


3. Sleep health is just as important as your diet and exercise

Poor sleep can interfere with your studies. Establish a routine, relax before you go to sleep and make your sleeping area more comfortable, so you rest well. Visit [Mind](#) for more information on improving your sleep.

4. Register with a GP to access healthcare

5. Your sexual health is just as important

The Students' Union provides free menstrual products in their building. For STI and HIV testing, contraceptive advice, free condoms and other sexual health support, there are several sexual health clinics close to campus including [St Phillips Medical Centre, 56 Dean Street](#) and [Burrell Street Sexual Health Centre \(Guy's and St Thomas'\)](#).





Managing your mental health

Starting a new academic year is daunting enough. Add in a new city and new people and it can be overwhelming.

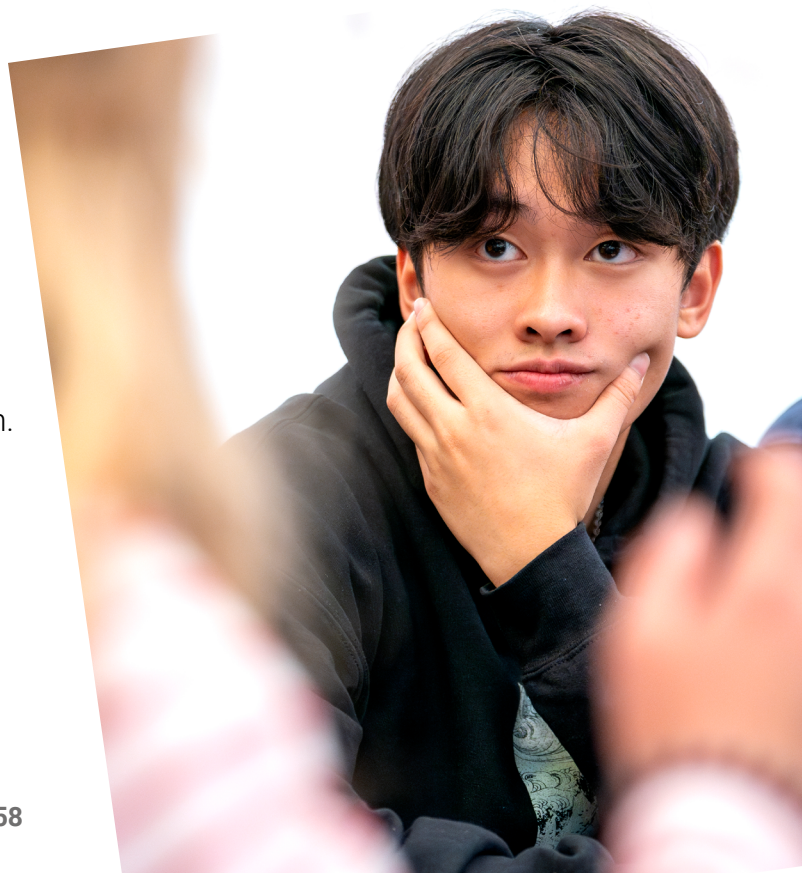
- 1. Manage anxiety and low mood by talking to your friends and family about how you are feeling.** If you find this uncomfortable, try reaching out to [Student Wellbeing Services](#) or a health professional.
- 2. Listen to free mental wellbeing audio guides to discover what you can do to cope with low mood and take control of anxiety.** Find out more [here](#).
- 3. Maintain a work/life balance by giving yourself some downtime.** Join a society, build your networks, and enjoy the city. Take full advantage of your university experience!

Find support at LSE: information and resources

Navigate the range of support and help available at LSE, from your studies and your finances to your health and wellbeing, and what to do in emergency situations. You can explore “Find support at LSE” from the Student Hub app menu or [access it online here](#).

There are lots of people at the School who can help you find support. Our Departmental Senior Student Advisers are available in a number of departments to support you during your time at LSE, helping you navigate (alongside your Academic Mentor) the advice and support services available to you, and to assist with your wellbeing needs.

- Visit the [Departmental Student Advice Team](#) to check if your department has one of these advisers and for further information on how to access them. If your department isn't listed, support will be offered in a different way – talk to your Academic Mentor or check your home department's webpages for further information.





Find Support from Your Peers

Your first year at LSE is a unique and sometimes challenging time. From time management, course choices and working on those first assignments, to making friends and finding your way around London: your fellow students have the inside scoop on all aspects of life at LSE. There are a number of peer support programmes available to help you navigate the learning curve. All student mentors receive training and guidance from the programme coordinators.

Student Academic Mentorship (SAM)

With the Student Academic Mentorship (SAM) programme, you will be guided by those who have come before you, been in your shoes and who have insider knowledge about all things LSE. Throughout your first year, you will be supported by a second- or third-year student mentor from your department who can answer the nitty-gritty questions about how to get the most out of LSE. Visit info.lse.ac.uk/SAM to find out which departments currently run a SAM programme.

Peer Supporters

Our team of Peer Supporters have all experienced at least one year of studying at LSE and are trained to offer confidential emotional support, help and reassurance. They can signpost you to the services you need, help you explore your options, or just listen. Peer Supporters receive training and ongoing support from the Student Counselling Service, so they will be there for their fellow students during what can be a challenging time. Any student can contact any Peer Supporter, so please do reach out. Visit [this webpage](#) to find out more and to meet your Peer Supporters. You can also find the Peer Supporters on Facebook and Instagram.



Living in London

[Get to know what's going on in halls](#) ↗

[Find support when living off campus](#) ↗

[Take a campus and local history tour](#) ↗

[Learn about campus safety and facilities](#) ↗

[Consider ordering a discounted student travel card](#) ↗

[LSE Food](#) ↗

[Campus map](#) ↗



Get to know what's going on in halls

If you've chosen to live in halls, you'll be joining thousands of other students and you'll soon be part of our strong hall communities.

Wellbeing support in halls

Wardens (staff) and Subwardens (postgraduate students) live in each hall and provide support, assistance, and guidance, to ensure your personal and social wellbeing. They can also help you access support services at the School or in the local community. The team are always available to support you with whatever you need. Their contact details will be shared with you when you arrive, or you can email the team at hallswellbeing@lse.ac.uk

Residential Life events

Your hall will run activities to help you get to know your neighbours, your hall, London, and the UK. Most of these will be organised by your elected Student Hall Committee or the Residential Life team – look out for welcome emails from them. Throughout the year you can also get involved with various volunteering, fundraising and community action activities which we strongly encourage. Keep up to date with all the events and opportunities on Halls Life at halls.lse.ac.uk or [@lsereslife](https://www.instagram.com/lsereslife) on Instagram.

Join your Hall Committee

We encourage you to become a Hall Committee volunteer for your hall. Hall Committees are the voice of our residents who organise events, activities and take part in feedback user groups. No experience is necessary! All you need is enthusiasm and a desire to enhance your community.

If you fancy giving it a go, look out for application information emails from your Residential Life team.

Find out more about your hall, including how to contact hall staff at halls.lse.ac.uk

Around 600 new first year undergraduate students and over 3,000 postgraduate students live outside of halls and become a firm part of the LSE community.



Find support when living off campus

Around 600 new first year undergraduate students and over 3,000 postgraduate students live outside of halls and become a firm part of the LSE community.

Attend Welcome events

Prioritise attending Welcome events designed especially for students living off campus and gain practically focussed information about making the most of your time at LSE.

It can be harder to meet people and make new friends when you are living off campus. Challenge yourself to interact with new people, online or in person. It can be scary and awkward to speak with new people but putting yourself out there will build your confidence. You can also make use of different social media and LSE channels to develop friendships further.

Reach out to a Peer Supporter: We recognise that students living off campus face different challenges to those living in LSE-owned halls of residences.

Our Peer Supporters are also trained to help you navigate settling in to life at LSE. If you need support, reach out to a Peer Supporter.

Visit this [webpage](#) to find out more.



Have you ever noticed the beaver on LSE's coat of arms? Well, Felix the Beaver is LSE's mascot. They received their name from Virgil's Georgics, which is also where LSE found its motto. *Rerum cognoscere causas* means "to know the causes of things".



Take a campus and local history tour

Campus Tours

On campus and want to take a look around? Join a student-led campus tour which will show you some of the most iconic LSE buildings.

You can also download a [self-guided campus tour map](#) and get to know the sights of LSE! Starting at John Watkins Plaza, you will be guided around some of the most iconic LSE buildings. Don't forget to take a pitstop at the "World Turned Upside Down" and embrace the true orienteering spirit.

Local History Tours

Are you interested in learning about the history of the LSE campus and the surrounding areas? Sign-up for a professional history tour which will take you on a journey back in time. Trace the fascinating history of LSE, revel in the grandeur of Lincoln's Inn, learn about the gory past of the Demon Barber of Fleet Street and much more.

Find out more by visiting welcome.lse.ac.uk





Learn about campus safety and facilities

By international standards, London and the UK are very safe places to live. There are still several things you can do to ensure that you remain as safe as possible.

1. Keep your LSE card safe

You'll be given an LSE card as part of campus enrolment, which gives you access to the Library and other campus buildings. Keep this card safe and never let anyone else use it. If you lose your card, report it to the Student Services Centre (SSC) and order a replacement at lse.ac.uk/studentidcards

2. Read the LSE Security [Staying Safe Guide](#)

The LSE Security Team is here to help students have an enjoyable and productive experience at LSE, providing a great deal of practical advice on how to get the most from your time at LSE. Central London is densely populated, and petty crime is common as in other large cities, remember to be extra vigilant regarding your possessions and personal safety. Find out about the locker room in the Old Building; lockers in Saw Swee Hock Student Centre; day-use secure bike storage in the basement of Fawcett House, and the Marshall Building; secure laptop storage in the Old Building, and lots more useful safety information.

3. Read the LSE Facilities Guide

The LSE Facilities Guide will help you navigate around campus and get the most out of LSE's facilities. Access the guide at lse.ac.uk/facilities. Use it to locate locker space, IT equipment, study rooms, social spaces, and other facilities to familiarise yourself with campus.

4. Save important telephone numbers

If you see anything suspicious or are the victim of a crime, contact the police by phoning 999 (emergency) or 101 (non-emergency).

If you experience an emergency on campus, you can also call LSE Security on 020 7955 6555 or dial 666 from a campus phone. Save the telephone number of your hall reception if you live in student accommodation.



Consider ordering a discounted student travel card

Oyster cards

An Oyster card is a smart card that you add money to for pay as you go travel. Oyster cards and contactless payment cards or devices are the cheapest ways to pay for single fare journeys on London transport. They are also considered a safer option to bought tickets as they can be cancelled and transferred if lost or stolen.

If you are a **full-time** student, consider purchasing a TfL 18+ Student Oyster photocard to receive a discount on Travelcard and Bus and Tram Pass season tickets. There is a non-refundable registration fee. Part-time students are not generally eligible.

You should submit your TfL 18+ Student Oyster Photocard application via the TfL website once you have completed all of the following:

- complete online pre-enrolment and campus enrolment for your programme (please be sure to apply as a fully enrolled student).
- update your term-time address to your address in London
- read TfL's Terms and Conditions.

If you don't travel frequently, your best option might be to purchase a standard Pay As You Go Oyster card or use your contactless card or device.

For more information, visit tfl.gov.uk





Young Persons Coachcard

If you are aged 16-26 or in full-time education you might also consider purchasing a Young Persons Coachcard, to receive a discount on travel by National Express coaches throughout the UK. It costs £15 per year or £35 for three years.

For information and to apply online: nationalexpress.com

Young Persons Railcard

If you are aged 16-25 or in full-time education, you might also consider purchasing a Young Persons Railcard for discounted train travel. It costs £35 per year or £80 for three years, but sometimes a further discount is available through the National Union of Students (NUS).

You can apply online but mature students may also need to print a copy of their application and bring it to the Student Services Centre (SSC) to be authorised.

You can get your railcard discount loaded onto your registered Oyster card to save 1/3 on off-peak pay as you go travel. Simply take your Oyster card and valid Railcard to a London Underground station ticket office.

For information and to apply online: 16-25railcard.co.uk or 26-30railcard.co.uk



LSE Food



1 The Bean Counter
Basement,
Sir Arthur Lewis Building



2 Beavers Brew Cafe
Ground Floor, Marshall Building



3 Beveridge Cafe
Ground Floor, Centre Building



4 Coopers Restaurant
49 Lincoln's Inn Fields, Holborn,
WC2A 3PF

5 K54
Ground Floor,
Cheng Kin Ku Building



6 The Denning Learning Cafe
First Floor, Saw Swee Hock
Student Centre



7 Fourth Floor Restaurant
Fourth Floor, Old Building



8 LSE Garrick
Ground Floor, Columbia House



9 The George IV Pub
Corner of Portugal Street



10 Ye Old White Horse Pub
St Clement's Lane



11 The Plaza Cafe
John Watkins Plaza
(outside the Library)



**12 The Shaw
Plant-based Cafe**
Ground floor,
Cheng Kin Ku Building

13 The Three Tuns Bar
Ground Floor, Saw Swee Hock
Student Centre



14 Wright's Bar
Houghton Street

Visit food.lse.ac.uk for all things food on campus - opening times, menus, discounts and more.

Download LSE Food Club - our loyalty app that allows you to save money when you spend at our outlets. Sign up [here](#).

You can bring your own food to eat at the following locations:

Centre Building

Ground, 1st and 2nd floor open areas.

Cheng Kin Ku Building

Plaza, atrium (cold and pre-packaged food only), lower ground lobby (occasionally closed for private School events), 1st and 2nd floor mezzanine and communal areas.

King's Chambers

Students' Salon (microwave and boiling water facility available).

Library

Escape Social Space in the Library foyer (cold and pre-packaged food only). Please note eating is not permitted in the rest of the Library.

Marshall Building

Ground, 1st and 2nd floor open areas.

Saw Swee Hock Student Centre

1st floor Denning Learning cafe, 2nd floor outside Faith Centre (microwave facility), 6th floor (when not reserved for functions).



Sir Arthur Lewis Building

Basement, ground and lower ground break out spaces.

Roof terraces (when not reserved for functions)

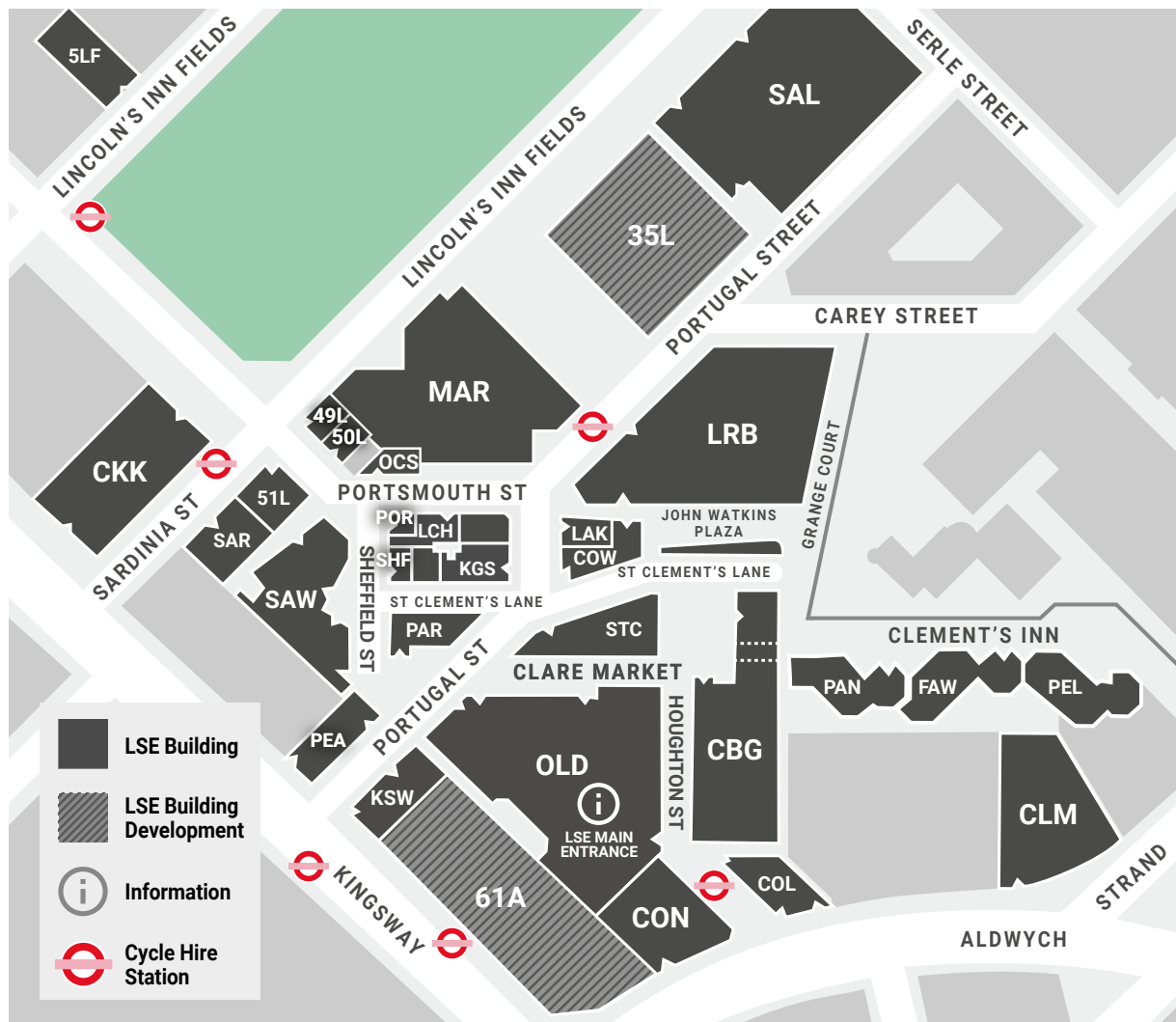
Centre Building, 2nd and 6th floor; Cheng Kin Ku Building, 8th floor; Marshall Building 1st and 8th floor; Old Building, 4th floor and Saw Swee Hock Student Centre, 6th floor.

Lincoln's Inn Fields

Public square (adjacent to campus)



Campus map



Key

61A Aldwych	FAW Fawcett House	50L 50 Lincoln's Inn Fields	OCS Old Curiosity Shop	SAW Saw Swee Hock Student Centre
CBG Centre Building	KGS King's Chambers	51L 51 Lincoln's Inn Fields	PAN Pankhurst House	SHF Sheffield Street
CKK Cheng Kin Ku Building	KSW 20 Kingsway	LRB Lionel Robbins Building, Library	PAR Parish Hall	SAL Sir Arthur Lewis Building
CLM Clement House	LAK Lakatos Building	MAR The Marshall Building	PEA Peacock Theatre	STC St Clement's
COL Columbia House	LCH Lincoln Chambers	OLD Old Building	PEL Pethick-Lawrence House	
CON Connaught House	35L 35 Lincoln's Inn Fields		POR 1 Portsmouth Street	
COW Cowdray House	49L 49 Lincoln's Inn Fields (Coopers)		SAR Sardinia House	

Disabled Access

After 6.30pm, please call Security Control on **020 7955 6200** to ensure that any disabled access doors are open. Also see [Accessibility map \[PDF\]](#) for access to 20 Kingsway, please call security staff on **020 7955 6200** to set up the portable ramp in the entrance foyer.

Access Guides to LSE buildings

[AccessAble](#) have produced detailed access guides to the LSE campus and residences, and route maps between key locations. These access guides, and route maps, are now [available online](#).



All buildings have wheelchair access and lifts, except, KGS, KSW*, 5LF, 50L, POR* and SHF.
*KSW 20 Kingsway (Language Centre only), *POR 1 Portsmouth Street (Shop only).



welcome.lse.ac.uk



Student Services Centre (SSC)

The London School of
Economics and Political Science
Houghton Street
London WC2A 2AE

The London School of Economics and Political Science is a School of the University of London. It is a charity and is incorporated in England as a company limited by guarantee under the Companies Acts (Reg no 70527).

The School seeks to ensure that people are treated equitably, regardless of age, disability, race, nationality, ethnic or national origin, gender, religion, sexual orientation or personal circumstances.

Design: LSE Design Unit
(info.lse.ac.uk/staff/divisions/communications-division/design-unit)

Photography: Unsplash, Pexels or iStock,
Nigel Stead, LSE School Photographer and Maria Moore.

LSE takes every step to ensure the safety of all their staff and students.