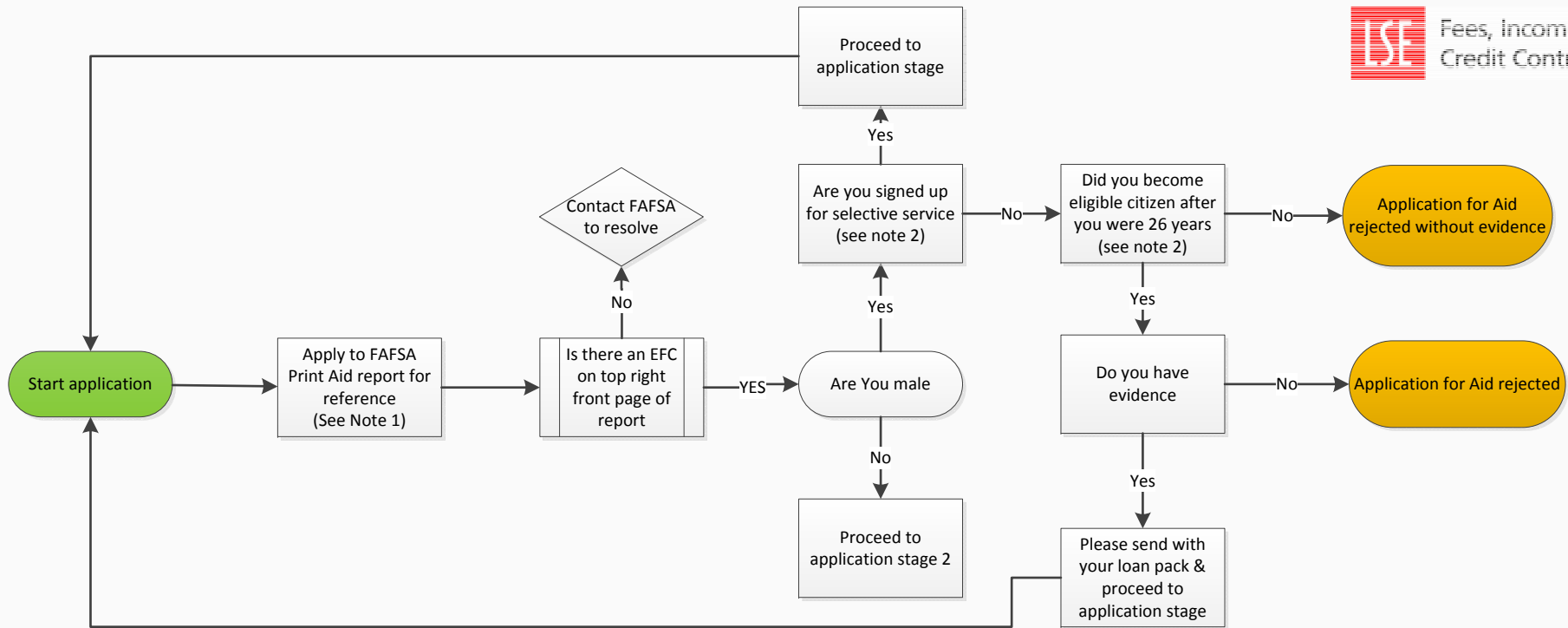
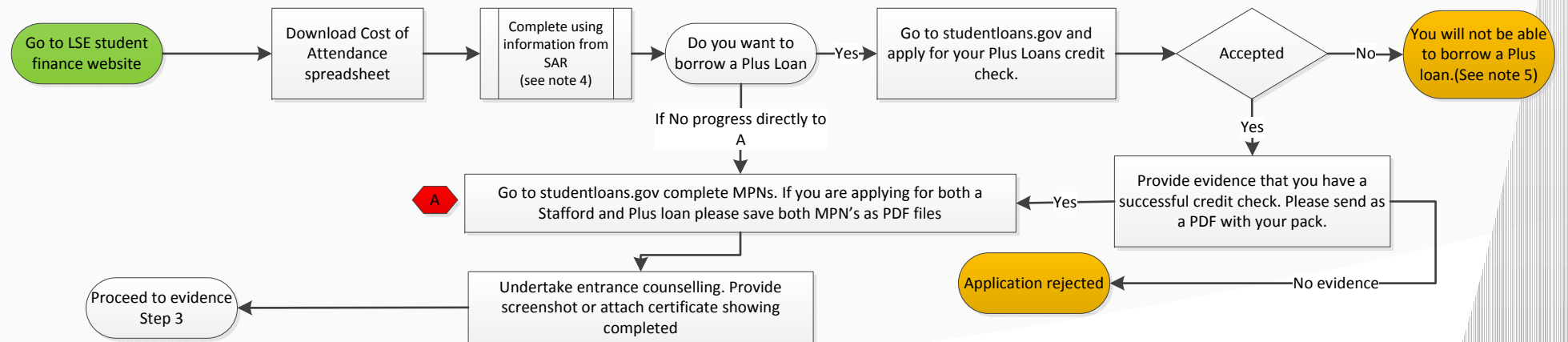


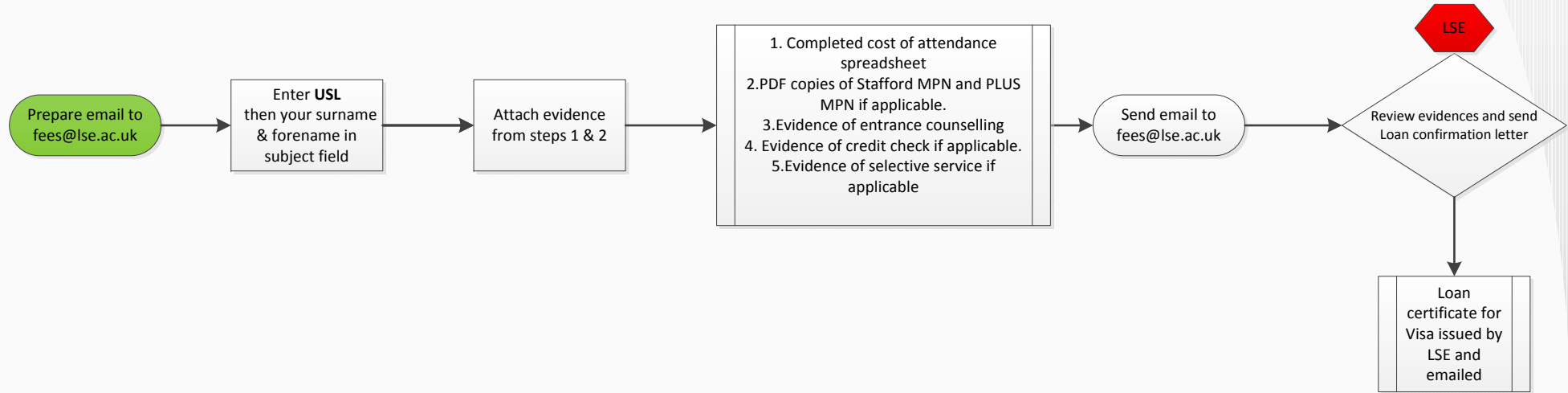
Step 1: Eligibility



Step 2: Application for Aid



Step 3: Evidence



Notes

**Note 1:** Visit [www.fafsa.ed.gov](http://www.fafsa.ed.gov) and the school code for LSE (006693)

**Note 2:** Selective Service is a United States law where all male U.S. citizens are required to register with Selective Service within 30 days of their 18th birthday. In addition, foreign males between the ages of 18 and 25 living in the United States must register. This includes permanent residents (holders of Green Cards), refugees, asylees, dual citizens, and illegal aliens.[2] Foreign males in the United States as lawful non-immigrants (international students, visitors, diplomats, etc.) are not required to register. If you became a citizen or US permanent resident after the age of 26 you are not required to register however we need to have documentation that you became a citizen after the age of 26.

The following proof of exemption would be required:

green card, front and back

Visas beginning from the time you initially entered the United States

email explanation of your status from the time you entered the United States until receiving your permanent residency (green card)

Status Information Letter from Selective Service System (SIL). Although the SSS website states that information letters are not needed for a Non-U.S. male on a valid non-immigrant visa, it is best to apply for this letter. The former three documents are sent over to and reviewed by the Central Financial Aid Office. If they determine that they need the additional document of the Status Information Letter, then you will have to apply at that time. Processing of this letter by the SSS could take up to 90 days.

**Note 3:** Do you have evidence or do you have proof of exemption from signing with Selective Service?

**Note 4:** The form will advise maximum loans that you can borrow, you must enter the total amount of loans that you wish to borrow on this spreadsheet. Save this spreadsheet as you will use this again.

**Note 5:** You can try again with an endorser.