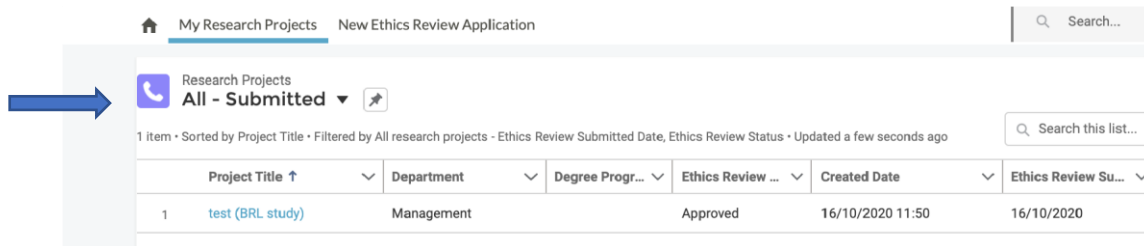


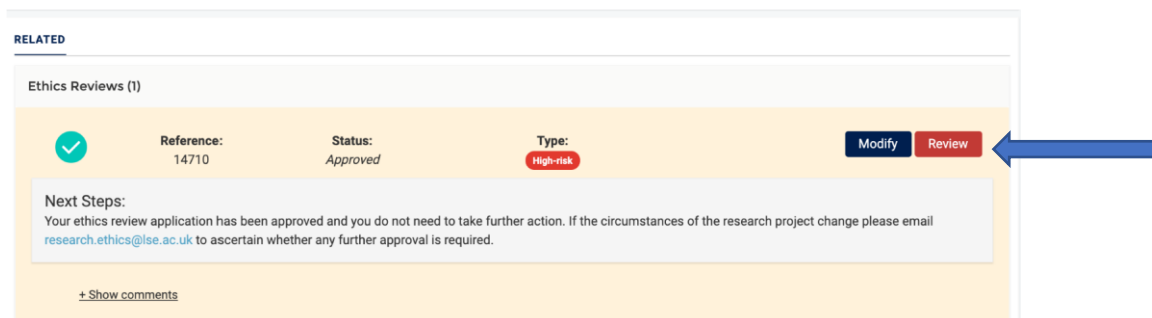
How to download a pdf copy of your ethics review form

1. Log into MyResearch via <https://portal.lse.ac.uk/myresearch/login>.

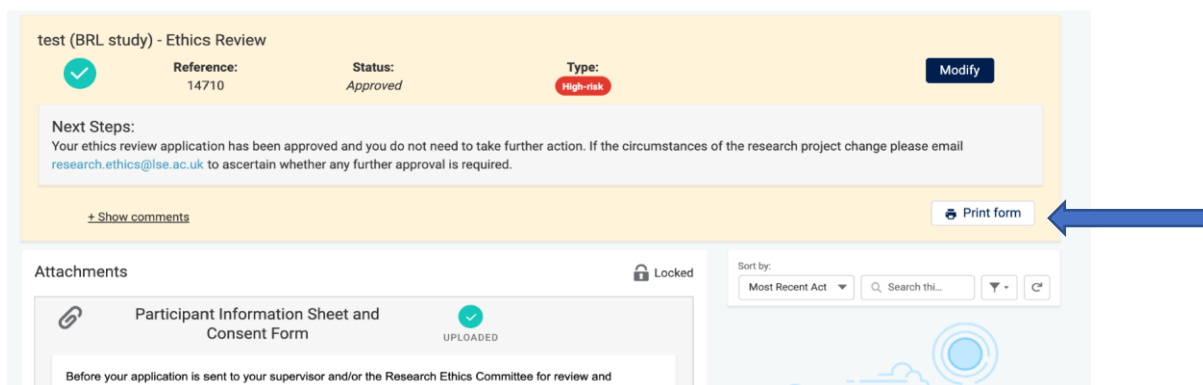
(If need be, use the drop-down arrow to change from 'Recently viewed' to 'All submitted')



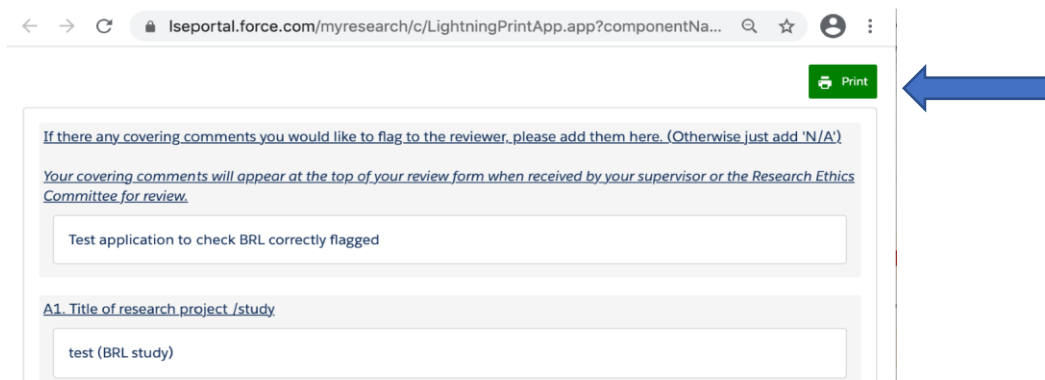
2. Click on the project title (in blue text). You should then see:



3. Click on the red 'Review' button. You should then see a 'Print form' button:



4. The application form itself will open, with a green 'Print' (download) button at top right.



The screenshot shows a web browser window with the URL `lseportal.force.com/myresearch/c/LightningPrintApp.app?componentNa...`. In the top right corner of the page, there is a green button with a printer icon and the text "Print". A large blue arrow points to this button from the right. Below the button, the form contains the following text:

If there any covering comments you would like to flag to the reviewer, please add them here. (Otherwise just add 'N/A')

Your covering comments will appear at the top of your review form when received by your supervisor or the Research Ethics Committee for review.

Test application to check BRL correctly flagged

A1. Title of research project /study

test (BRL study)